

# Clover Health

---

**Clover Health is very excited to have you as a partner and wish you success this AEP season!**

**In this guide you will find a step-by-step outline for using Clover Health's online provider directory.**

**If you have any questions, please do not hesitate to contact our broker support team.**

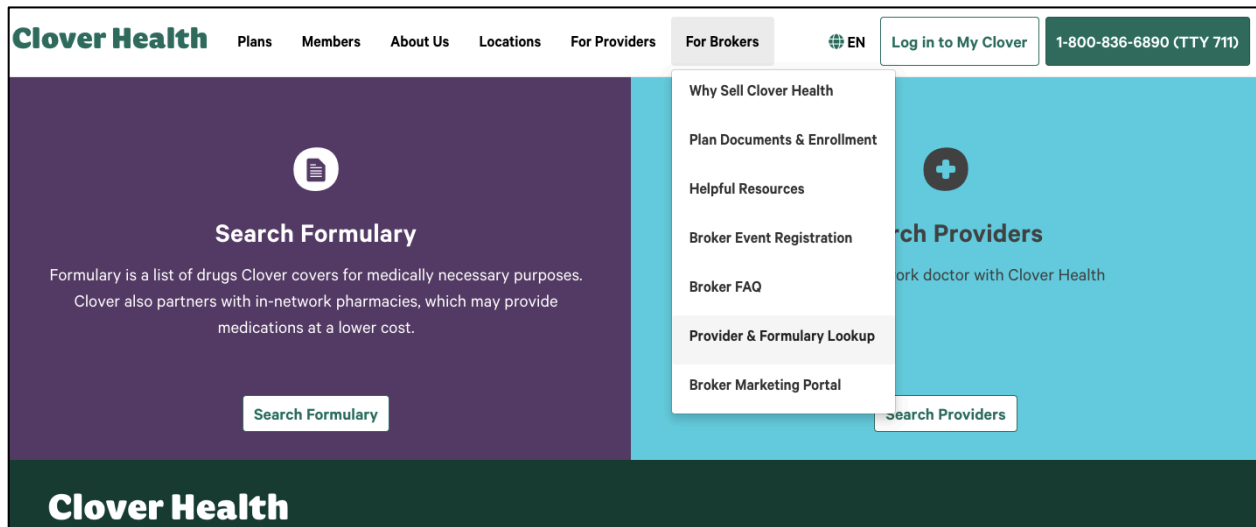
**Email: [brokers@cloverhealth.com](mailto:brokers@cloverhealth.com)  
Phone Number: (855) 979-2236**



## Clover Health Provider Directory

To search for a provider in Clover Health's Network, complete the steps below.

- Visit Clover Health's website → For Brokers → Provider & Formulary Lookup
  1. This link will take you to the page:  
<https://www.cloverhealth.com/en/brokers/provider-formulary-lookup>




Click **Search Providers**

You will then see the page below

- There are 4 options for finding an INN doctor
  1. Search by name
  2. Search by specialty
  3. Search the pharmacy network
  4. Access supplemental benefits
- You can also download a PDF of all Clover's in-network doctors, hospitals and facilities based on your area (these are available 10/15/20)


## Find an in-network doctor with Clover Health



### Search by name

Already have a specific doctor or place in mind? Search for a doctor, practice group, hospital, or other facility by name to see if they are already in Clover's network.


[Search by name →](#)



### Search by specialty

Need to find a doctor, hospital, or facility that provides a specific type of care or service? We'll help you navigate Clover's provider network.


[Search by specialty →](#)



### Search the pharmacy network

Clover partners with network pharmacies to provide prescription drugs to Plan members. Some pharmacies are part of a preferred network and may provide medications at a lower cost for certain plans. Search your plan's pharmacy directory to find a network pharmacy near you.

[Search the pharmacy network →](#)



### Access supplemental benefits


Clover provides supplemental benefits in addition to those offered by Original Medicare for dental, vision, hearing, fitness and some other services. Specific benefits vary by plan.


[Access supplemental benefits →](#)

**View a PDF of all Clover's in-network doctors, hospitals and facilities**

View a copy of the entire Clover provider network directory for your area. Start by selecting your location below

Georgia (North) ▾


View 2020 PDF 

View 2021 PDF 

When searching by Name:

- Search by name of a doctor or place
- Search by location of the doctor (optional)

← Back to search home

 **Search by name**

---

**Name**

Enter the name of a doctor or place

**Location (optional)**

Enter street address, city, or ZIP code ▾

Search

**Looking for a certain type of person or place?**

Try using our "Search by specialty" feature to find a specific type of doctor, service, or facility.

Search by specialty

## When searching by Specialty:

- There are 4 options to narrow your search even more:
  1. Find a primary care doctor
    - a. Search by location
  2. Find a specialist
    - a. Search by location (optional)
    - b. Use the drop down arrow to choose your specialist area
      - i. Example: cardiology, geriatrics, psychology etc.
  3. Find a place
    - a. Search by location
    - b. Search by place type
      - i. Example: dialysis centers, rehab centers, urgent care etc.
    - c. Search by place name (optional)
  4. Find a medical equipment provider
    - a. Search by location
    - b. Medical equipment provider name (optional)

The screenshot displays the Clover Health website interface. At the top, there is a navigation bar with the following elements: the Clover Health logo, links for Plans, Members, About Us, Locations, For Providers, and For Brokers, a globe icon with 'EN', a 'Log in to My Clover' button, and a phone number '1-800-836-6890 (TTY 711)'. Below the navigation bar, there is a breadcrumb trail: '← Back to search home' followed by 'Search by specialty' with a heart icon. The main content area features four search cards arranged in a 2x2 grid:

- Find a primary care doctor**: Includes a pink icon with a person and a stethoscope. Text: 'Also called a 'primary care physician' (PCP) or 'family doctor', these doctors focus on overall care.' Link: [Search primary care doctors →](#)
- Find a specialist**: Includes a green icon with a heart and a stethoscope. Text: 'Doctors who specialize in a certain type of care (e.g. a cardiologist for the heart, a speech therapist).' Link: [Search specialty providers →](#)
- Find a place**: Includes a blue icon with a location pin. Text: 'Get a list of places that provide specific services or procedures (e.g. hospital, dialysis center, skilled nursing facility, etc.)' Link: [Search places →](#)
- Find a medical equipment provider**: Includes an orange icon with a wheelchair. Text: 'Get a list of places that provide a specific type of medical equipment (e.g. prosthetics, CPAP machine, etc.)' Link: [Find a medical equipment provider →](#)

When searching by Pharmacy Network:

- Use the drop down arrow to choose your State
  - Once you choose your state, your pharmacy network will auto-populate

The screenshot shows the top navigation bar of the Clover Health website with links for Plans, Members, About Us, Locations, For Providers, and For Brokers. On the right, there are links for 'Log in to My Clover' and a phone number '1-800-836-6890 (TTY 711)'. Below the navigation, there is a 'Back to search home' link and a 'Find your pharmacy network' button. A 'State' dropdown menu is set to 'New Jersey', with a 'Search' button below it. The results section shows 'Your pharmacy network is...' followed by 'Standard/Preferred Pharmacy Network'. A note suggests using the 2020 or 2021 Standard/Preferred Pharmacy Network website for pharmacy needs. Two buttons are provided: 'Take me there 2020' and 'Take me there 2021'.

- Click **Take me there 2021** to search your pharmacy network for 2021 plans. This will take you to a new web page where you can find a pharmacy near you. The page will look like the page below.

The screenshot displays the 'Find a Pharmacy Near You' search page. It features the Clover Health logo and a title. Below the title, there is a prompt: 'Please enter a ZIP code or city and state, and select at least one pharmacy type. All other fields are optional but can help refine your search.' The form includes fields for 'ZIP Code', 'Address', 'City', and 'State' (with a 'Select State' dropdown). There is also a 'Mile Radius' dropdown set to '5' with a note: 'The maximum distance (in miles) you are willing to travel to visit a pharmacy.' A 'Pharmacy Name (Optional)' field is also present. The 'Pharmacy Type' section has three checkboxes: 'Preferred Retail' (unchecked), 'Community/Retail' (checked), and 'Home Infusion Therapy' (unchecked). The 'Additional Services (Optional)' section has five checkboxes: 'Compounds' (unchecked), 'Electronic Prescribing Enabled' (unchecked), 'Open 24 hours' (unchecked), 'Delivery' (unchecked), 'Preferred Mail Service Network' (unchecked), 'Long Term Care' (unchecked), 'Indian Health Service' (unchecked), 'Emergency Rx' (unchecked), 'Drive Thru' (unchecked), and 'Open 7 days a week' (unchecked). A red 'Search' button is at the bottom left. At the bottom, there is a definition of 'Preferred pharmacy' and links to 'Clover Health Pharmacy Directory' and 'Clover Health Non Discrimination Notice'.

- Search by zip code OR a complete address
- You must select at least one Pharmacy Type

## When searching by Access Supplement Benefits:

- You must choose the benefit you would like to learn more about. Your options are:
  - Dental
    - You will be redirected to the DentaQuest directory for INN dentists
  - Fitness
    - You will be redirected to the SilverSneakers directory to find a gym near you
  - Hearing
    - You will be redirected to the TFN for TruHearing to learn more
  - Vision
    - You will be redirected to the EyeQuest directory for INN providers
  - Other
    - Clover Health offers additional supplemental benefits – you will be redirected to the member services TFN to learn more

The screenshot shows the top navigation bar of the Clover Health website. The navigation bar includes the Clover Health logo, links for Plans, Members, About Us, Locations, For Providers, and For Brokers. On the right side, there are links for 'Log in to My Clover' and a phone number '1-800-836-6890 (TTY 711)'. Below the navigation bar, there is a 'Back to search home' link. The main content area is titled 'Access Supplemental Benefits' with a star icon. A dropdown menu is open, showing the following options: Dental, Fitness, Hearing, Vision, and Other. Below the dropdown menu, there is a small text box that reads: 'One of the best parts of... benefits p... in Original Medicare. Our d partners'. At the bottom of the page, there is a disclaimer: 'The specific supplemental benefits that are available to you vary by plan. For a complete list of the supplemental benefits available by plan, call Member Services at 1-888-778-1478 (TTY 711), 8am-8pm local time, 7 days a week\*.'